



The Ultimate Regional Mobility Hub:

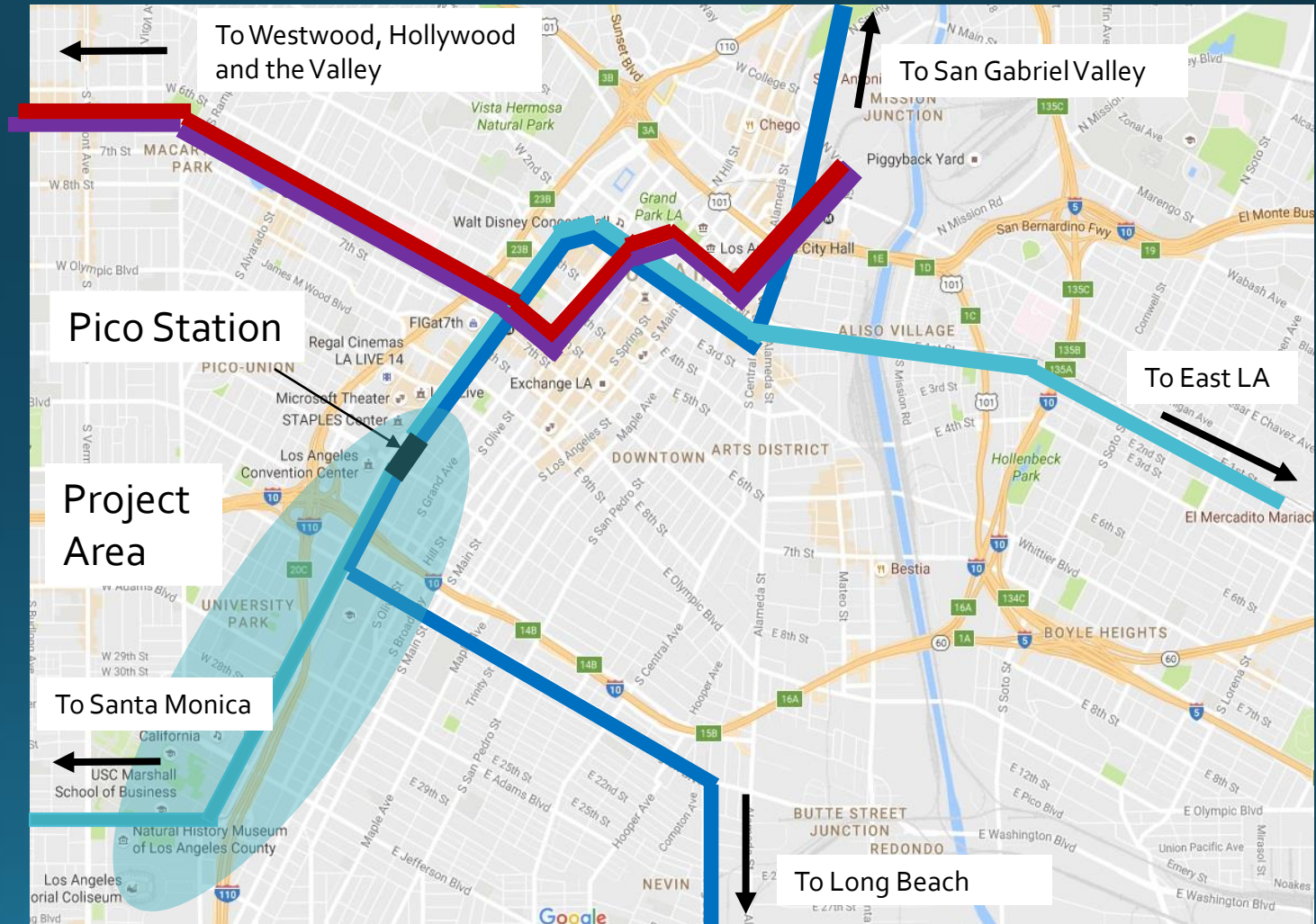
Pico Station Upgrades

What, Where and Why?

Pico Station is the only at grade rail station in DTLA, yet it will serve:

- 2 of nation's busiest light rail lines
- Convention Center
- LA Live
- Staples Center
- 500,000 sf retail
- Over 27,000 residents
- Over 10,000 office workers
- Transfers from Blue and Expo lines for passengers coming from the west and south
- Major gateway station for Olympic events
- Transit dependent riders – Anyone traveling to the region's largest job center from South LA by Metrorail will use these tracks

Almost half of the system's riders will be on lines that serve Pico Station and the grade crossings immediately to the south—delays and capacity issues affect all these riders.



3 of Region's Biggest Success Stories

Expo Line so popular and crowded, some *passengers can't fit on the train* and have to wait for the next one. - KPPC

South Park population projected to triple to 23,000 in 3 years and LA Live gets *more annual visitors than Disneyland* – SPBID

The **Blue Line** has one of the *highest ridership* counts for light rail lines in the Country. - MTA



But Long Delays Discourage Ridership & Limit Capacity

SPBID has consistently recorded peak hour grade crossing **delays of 2-13 minutes** per train in the project area.

This delay will effect nearly **200,000 passengers a day** when Regional Connector is completed and dissuade many potential riders from choosing transit over cars.



Much More Demand is Coming

Pico Station was built for one line with anticipated ridership of **5,000** a day.

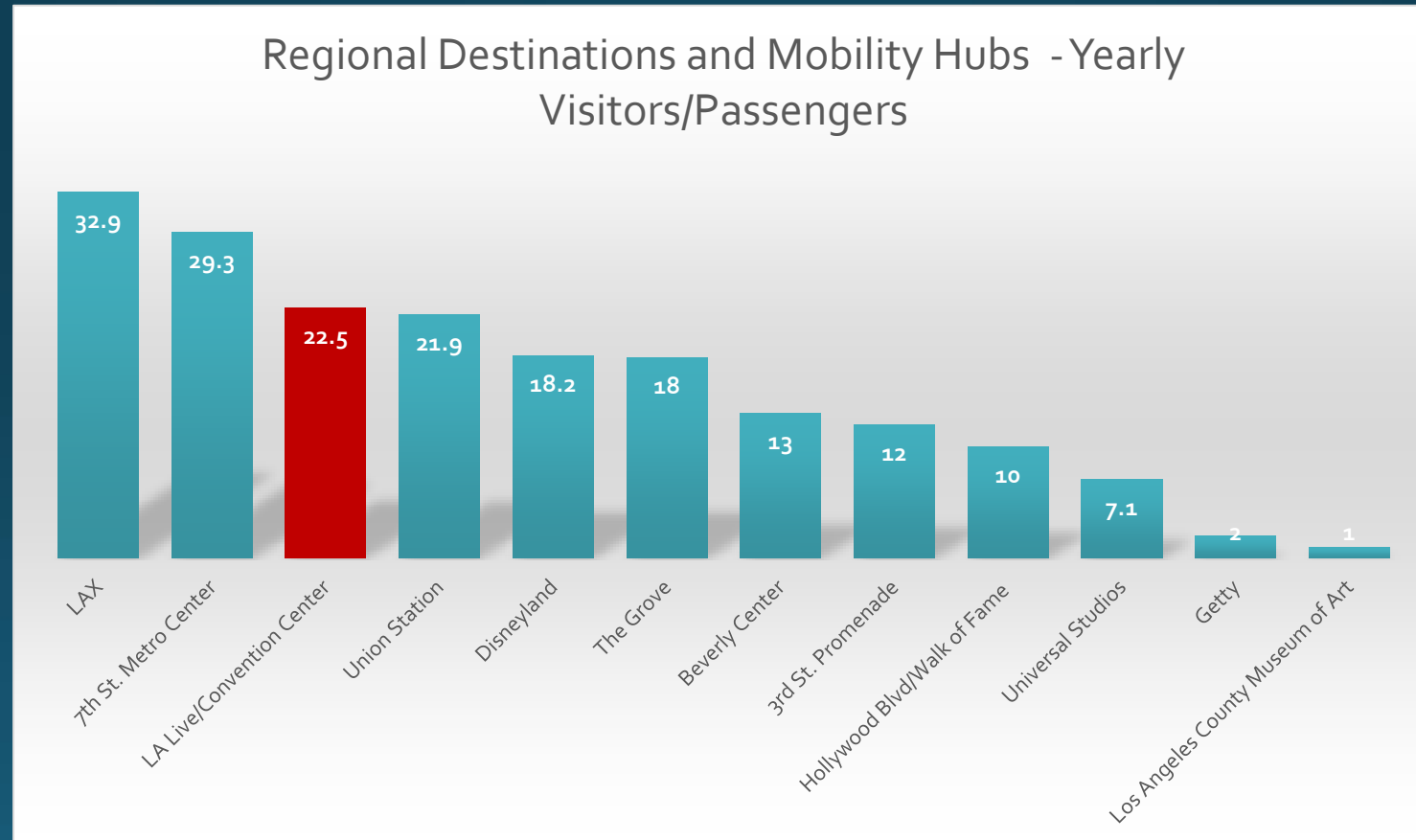
But . . .

Expo and Blue lines currently serve nearly **130,000** a day with **67,000** more passengers projected with Regional Connector connecting Gold line tracks to station.



Top Regional Destination

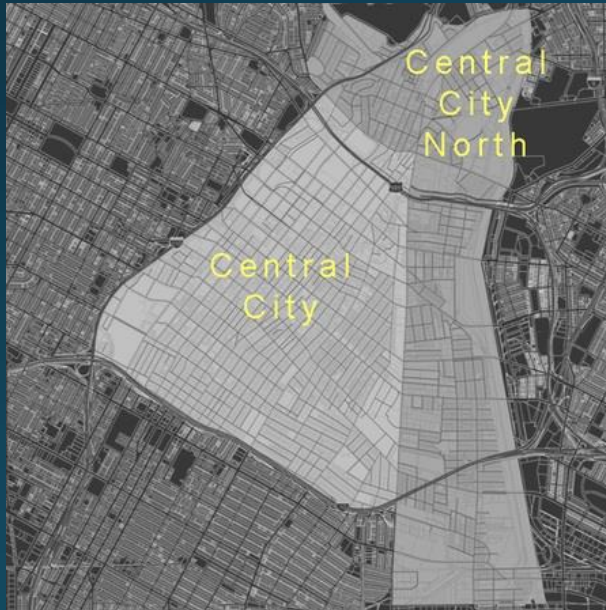
South Park is already one of the top destinations in Southern California –before 44 new development projects are completed – the walkability of the neighborhood means the potential to turn many of these car trips into transit rides is enormous.



New City Plans Will Add to the Demand

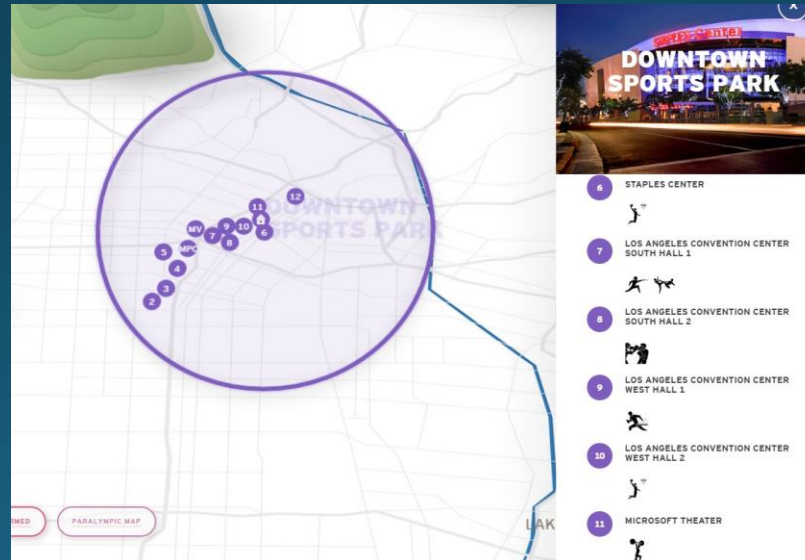
New Central City Community Plan

Increased FAR for lots near Pico Station will induce more high rise development.



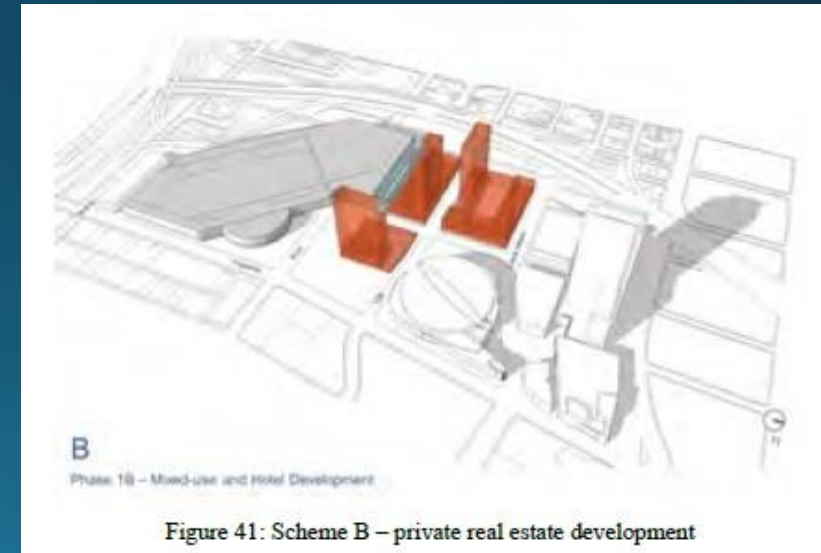
2024 Olympics

Plans call for the major hub of venues to be the area around Pico station and southward to Expo Park and USC.



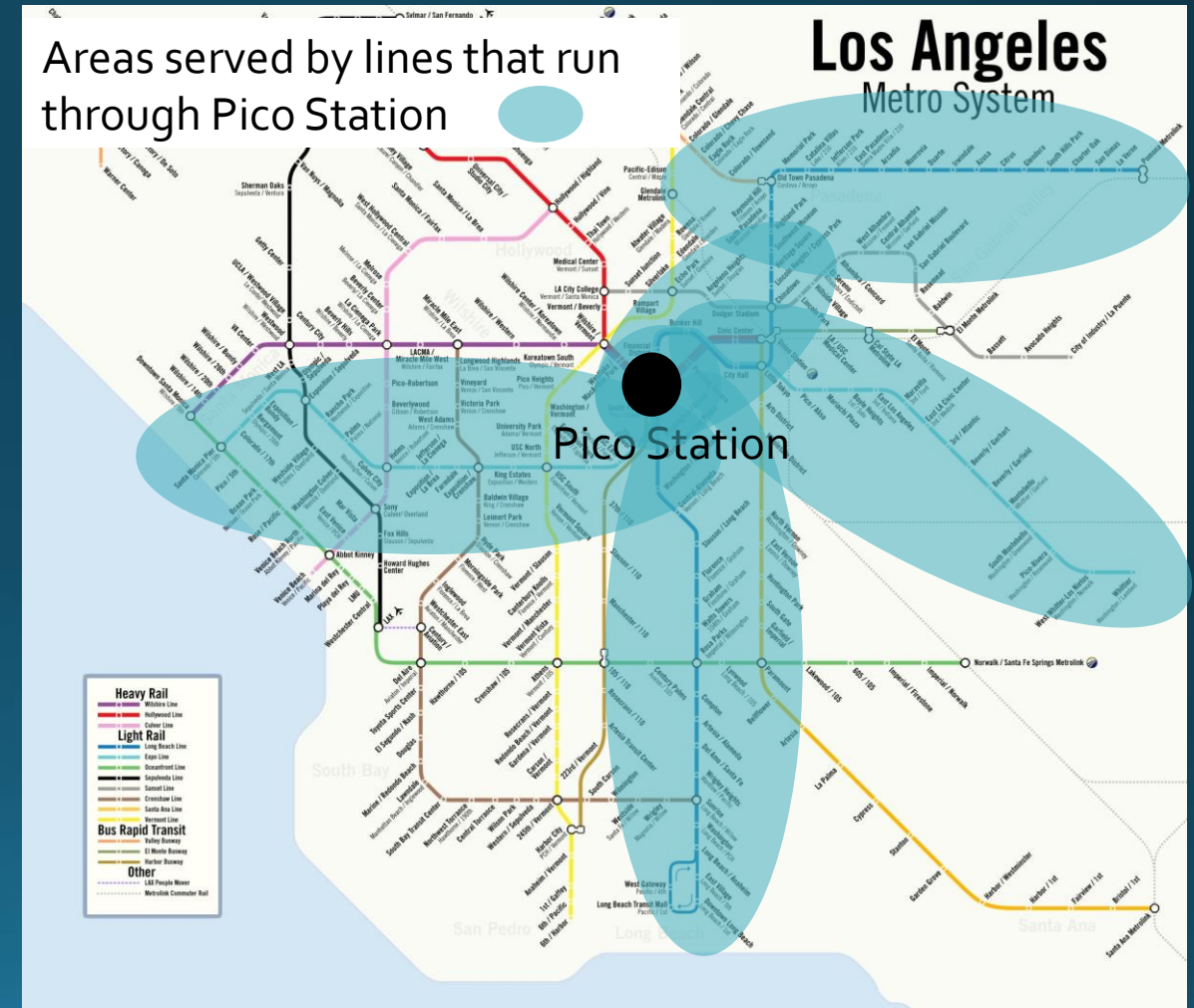
Convention Center P3

Would not only increase convention visitors but include large amounts of office and retail space.



Speed Up Commutes Across the County

- Lines that go through Pico Station go to all parts of the county.
- Every existing and planned Metro rail station will be one transfer or less from Pico Station
- **There is no other area** where grade separation would positively impact so many riders from so many parts of the County



A True Mobility Hub

The neighborhood has embraced sustainable development, density and multi modal transit like no other neighborhood in the region – this should be Metro's example for the region



Supported protected bike lanes



SPBID Spending \$1.2 million on improving Pico Station



Piloting green alley project to improve walkability



Accepted over 10,000 new residential units



Fighting for increased DASH hours and routes



Taxed themselves for streetcar



Worked with Metro to place bike share stations in convenient locations.



Spent \$80,000 on fixing sidewalks to increase pedestrian access

Missing Piece - Grade Separation Maximizes Investment

Metro has already invested \$6 billion in the rail lines that will serve Pico Station.

Grade separation in the project area would ensure that those investments are utilized to the maximum extent.




Safety and Traffic Delay

In the past 5 years , 20 people have died from non suicide fatalities on the Blue line.

Intersections at 18th St. and Venice Blvd. (just south of Pico Station) have the 1st and 2nd most accidents involving trains and vehicles on the Blue line.

Nearly 500,000 sf of new destination retail space and almost 5000 new hotel rooms will increase congestion and train vehicle conflicts exponentially.



Now Is the Ideal Time for Construction

- 17 construction projects currently underway in the neighborhood.
- So neighborhood will be used to construction impacts
- Construction must be begun before all the development projects along Figueroa are completed and start generating more visitors.
- Currently few retail businesses lining the route – but this will change

